



## Bubble Spa Control Base Filter Motor Replacement


- 1) Flip the control base to reveal the underneath of the base:



- 2) Use the **special wrench tool that is included** with replacement filter motor to unscrew the motor cable collar nut. Pull the motor cable out:



- 3) Use the other end of the special wrench to unscrew the motor connection nut and remove the motor cover using a Philip screw driver:



4) Pull the filter motor out:



5) Install the new filter motor back by reversing the above steps.