


Electrolytic Cell Cleaning


STEP 1:

Turn off the unit and unplug, close the plunger valves, and disassemble the 2 hoses between the pool and the unit, and then install the cell cover at each side of the cell.




STEP 2:

Disassemble the nut and lift up the copper electrodes.




STEP 3:

Pour some kitchen grade vinegar into the cell until all titanium plates are immersed



STEP 4:

Put the copper electrodes back.



STEP 5:

1. Allow the cell to remain in the solution until the foaming has stopped, drain the vinegar, and rinse the cell with the pool water.
2. Reconnect electrolytic cell reversing steps 1 and 2.

